

 **XCMG** SALES
& SERVICE

XE215LC

LARGE EXCAVATOR



www.xcmgmachinery.com.au

INDUSTRY EXPERTISE

XCMG Sales & Service is one of Australia's **fastest growing** construction and mining equipment suppliers.

Offering premium quality excavators, wheel loaders, compaction rollers, graders, access equipment and mini excavators, XCMG Sales & Service has **the products and the support** to keep you working on any job site.

MACHINERY SALES

XCMG Sales & Service know construction and mining equipment. You can count on our **dedicated and knowledgeable team** of product experts to take the time to understand and satisfy your machinery needs by recommending the **right solution for the job**.

RENTALS & HIRE

If you need a high-performance machine with reliability you can **trust**, and the flexibility of hiring, we have you covered.

Our fleet is diverse, with machines to suit almost any job. Furthermore, because our rental fleet is maintained by factory-trained technicians, you can be confident that you'll not only be getting the best machines on the market, but that it's going to **work as hard as you do**, day-in day-out.

AFTERMARKET SUPPORT

We're here to help keep you and your machine working. With an **exceptional over-the-counter fill rate** on spare parts, you're assured that when you buy a machine from XCMG Sales & Service, you'll be looked after throughout your machine's entire lifetime, from start to finish.

Every service job is as important to us as it is to you, and with a dedicated team of machinery technicians, we have ample resources to look after any of your machine repairs or servicing requirements **quickly and efficiently**.



ABOUT XCMG

The World's 3rd largest manufacturer of construction and mining equipment.

Founded in 1943, 8 decades of experience.

Manufacturing in USA, Germany, China, Brazil and India.

Extensive supply chain and dealer network throughout Australia.

Deep relationships with corporate giants: Rio Tinto, BHP and MMG in Australia.

MINI / LARGE EXCAVATORS

1 to 49 Tonne

WHEEL LOADERS

5 to 100 Tonne

COMPACTION ROLLERS

1.5 to 30 Tonne Smooth & Padfoot

GRADERS

7.5 to 70 Tonne

ACCESS EQUIPMENT

Lift Heights from 5 to 21 Metres

NEWCASTLE (NORTHERN NSW)

Situated in Hexham on the Pacific Highway. Serves the Northern NSW region from the Hawkesbury River to the QLD border. Company headquarters: complete sales, service (in-house / field), hire, parts and corporate shared services.

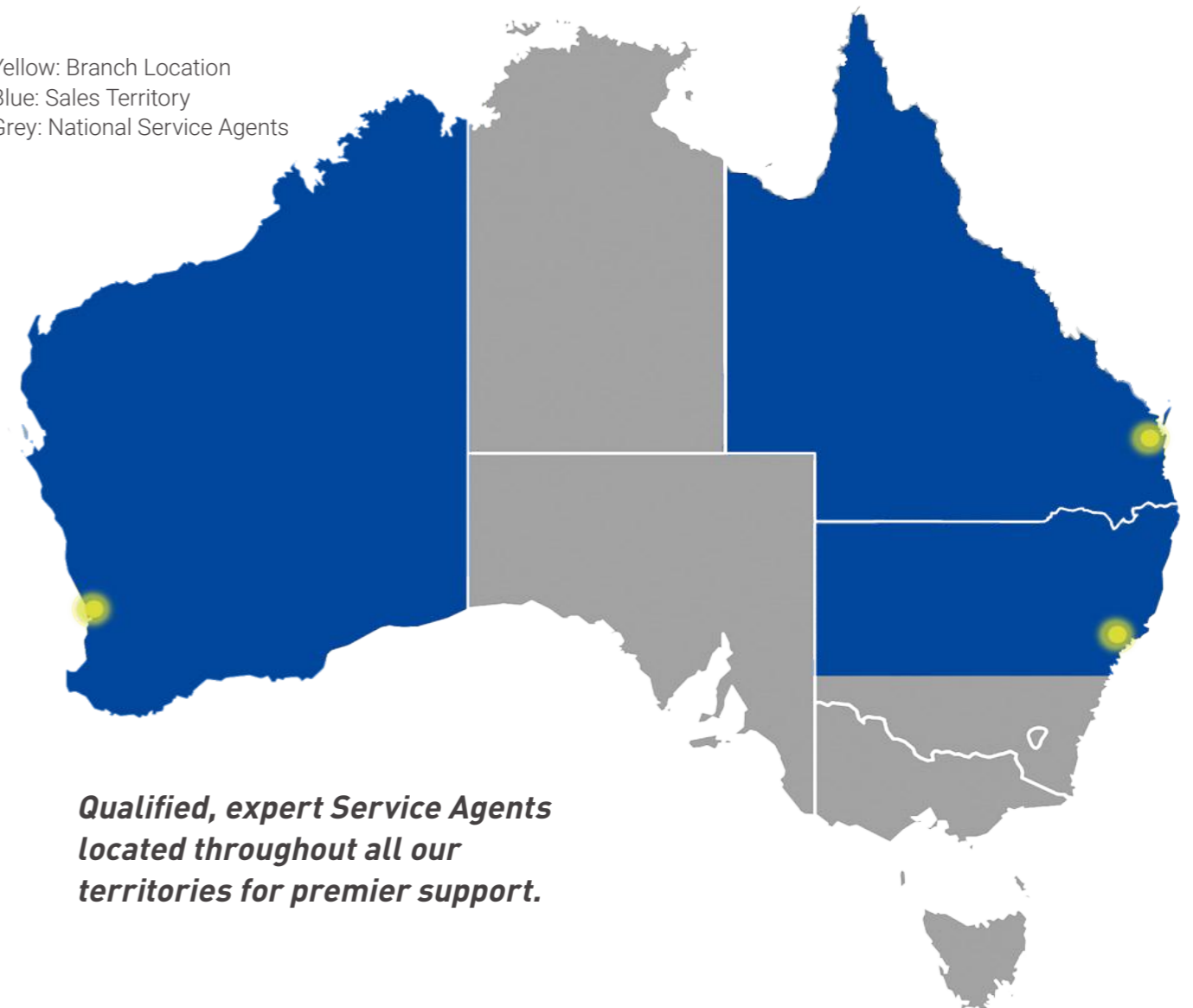
PERTH (WESTERN AUSTRALIA)

Located in Welshpool just 15 minutes from the CBD, serves the entire state of Western Australia. Sales, rentals, parts and service, including field service capabilities to various mine sites throughout WA.

BRISBANE (QUEENSLAND)

Situated 30 minutes from the CBD, conveniently located to serve all areas of Queensland. Sales, rentals, parts and service (in-house and field).

Yellow: Branch Location
Blue: Sales Territory
Grey: National Service Agents



Qualified, expert Service Agents located throughout all our territories for premier support.

PERFORMANCE, RELIABILITY & VALUE

GLOBAL DOMINANCE

XCMG is the World's 3rd largest construction machinery manufacturer, with branches, dealers and service agents throughout Australia.

EASY SERVICE ACCESS

All daily maintenance points are easily reached and serviced from the ground, ensuring simple day-to-day check for the operator.

UNMATCHED SUPPORT

Your local dealer provides exceptional support throughout your machine's life: operation, maintenance and service from delivery to its very last day on the job.

EXCEPTIONAL HYDRAULICS

Class-leading Kawasaki 2x216 LPM hydraulic system delivers exceptional flow rates to attachments using a two piston pump system.

EMERGENCY STOPS

XCMG puts safety first by including in-cabin emergency stop switches, further enhancing your operational safety and peace of mind.

INTELLIGENT DESIGN

The innovative and practical design includes a spacious ROPS climate-controlled cab and ergonomic setup with air suspension seat, delivering unmatched comfort and control.

CUMMINS ENGINE

Renowned Cummins QSB7, 6 cylinder, stage 3 emission certified engine deliver maximum power and torque, plus exceptional reliability and longevity.

REINFORCED CHASSIS

Ensures long service life under harsh working conditions; equipped with extended and reinforced chassis system as standard, which can deliver better stability and higher reliability.

EFFICIENT RETURN

Large displacement main pump provides fast response, low speed, high torque, and low energy consumption. This provides reduced pressure loss and improved operating conditions.

RELIABILITY & TRUST

XCMG's key focus is the complete satisfaction and success of every machine owner - making your business as profitable as possible.

CONTROL VALVE

The new-type negative flow main control valve featuring large diameter and low pressure loss, can reduce pressure loss by 30%, and improve high transmission efficiency.

OPERATOR COMFORT

Air conditioning with cooling and heating temperature control, a multi-channel stereo sound system, and colour LCD display ensures maximum operator comfort all day long.



Designed to perform...



...built to last.

PERFORMANCE, RELIABILITY & VALUE

ECONOMICAL DESIGN

The Cummins engine offers fuel efficiency, whilst the Kawasaki hydraulic pump reduces pressure loss by using smart match technology. Together, this ensures maximum operating efficiency.

MULTIPLE APPLICATIONS

Multi-functional intelligent work tool control system can meet different operating requirements such as crushing, shearing, compacting, milling, pinching, grasping, scraping, loosening, and many more.

UNDERCARRIAGE

Upgraded undercarriage structure system improves load bearing performance, plus strengthened key stress-bearing parts of chain links improve the lifespan of the XE215LC.

IN-CABIN COMFORT

Silicone rubber shock absorbers are used to reduce vibration, fully adjustable seat and in cabin sensors to automatically adjust temperature in the cab to provide extra operator comfort.

ALL ROUND VISIBILITY

The XE215LC's large windows at the front, side and rear give the operator exceptional panoramic viewing, including prop open windows for air flow, creating better all round vision while operating.

EXTRA SAFETY FEATURES

The XE215LC cabin is structurally reinforced anti-roll cab, guardrail, reversing alarm work light, reversing camera and the operators seat is equipped with safety belts.

SMART TECHNOLOGY

The new control system can achieve faster data management and efficient control with the integrated control panel and display screen, provides multiple information at once, including rear camera display.

REINFORCED STRUCTURE

The main body adopting X-beam rigid structure, the whole machine's strength is reinforced, and the turntable side beam adopts the D-tube structure to improve its ability to resist external impact.

NATIONAL SERVICE NETWORK

Backed by our national parts and service network with expertly trained technicians - plus an extensive on-the-shelf parts supply.

STRENGTHENED BOX BEAM


The traveling mechanism adopts and strengthens parts of the chain rails increasing service life of the track. The X-beam section is improved by increasing the size, thickness and structure of the box beam.

RIGID BOX TURNTABLE

The turntable adopts a rigid box structure to provide higher strength and improve the cab shock absorption ability. The engine mounting base structure is strengthened to improve shock absorption.

LONGER MAINTENANCE PERIODS

Quality Self-lubricating bearings, oil filter, engine oil and fuel filter are used to provide a longer maintenance period of 500 hours.



Designed to perform...



...built to last.



Low emission and high-torque engine




Easy service access to all componentry



Air suspension seat and user friendly joystick controls



Touch screen display with detailed page layout

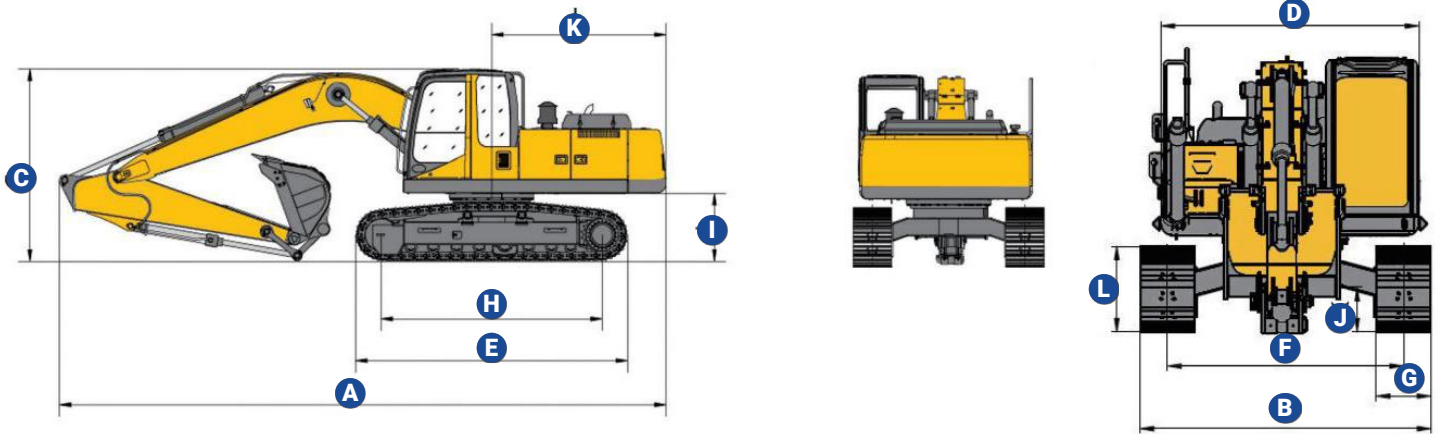


XE215LC LIFTING CAPACITY

Lifting Point Height (m)	Rated Lift Capacity - Straight Ahead (Back)					Rated Lift Capacity - Over-Side (kg)						
	Lifting Point Radius (m)		Lifting Capacity at Maximum Radius			Lifting Point Radius (m)		Lifting Capacity at Maximum radius				
	1.5	3	4.5	6	7.5	1.5	3	4.5	6	7.5	Lifting Capacity at Maximum radius	
7.5				*3556.6	*2987.1				*3556.9		*2987.1	
6				*3502.6	*3146.1				*3502.6		2330.1	
4.5				*3994.8	*3817.2	3105.2			3942.5	2594.5	1876	
3			*6268.7	*4809.1	4050.4	2804.4		6063.5	3750	2519	1658.9	
1.5			*7992	*5683	3966.2	2741.2		5680.9	3572.8	2441	1614.4	
Ground		*4211.4	*9013.6	5641.5	3920.6	2812.3		*4211.4	5523.4	3471.1	2398.7	1650.9
-1.5	*4854.2	*8582	9227.2	5634.2	3944.4	3141.8	*4854.2	*8582	5542.6	3464.6	2420.7	1871.7
-3	*9490.1	*12967.8	*8798.1	5739.1		3888.9	*9490.1	11752.6	5683	3559.4		2371.3
-4.5		*10582.1	*7292.8			*4660.3		*10582.1	7292.8			3622.5

*Are limited by hydraulic capacities

XE215LC SPECIFICATIONS



XE215LC	A	B	C	D	E	F	G	H	I	J	K	L
mm	9625	2990	3100	2830	4450	2390	600	3462	1050	486	2844	942

KEY PERFORMANCE SPECIFICATIONS

Key Specs	Operating Weight:	21500 kg
	Engine Model:	Cummins QSB7
	Maximum Torque:	740 N.m/900-1600 rpm
	Maximum Power:	135 kW @ 2050 rpm
	Fuel Tank Capacity:	400 L
	Displacement:	6.7 L
	Maximum Travel Speed:	5.4/3.1 kmph
	Grade Ability:	35 °
	Ground Pressure:	47.2 kPa
	Arm / Boom Length:	2910 mm / 5680 mm
	Safety Valves:	Yes, Included as Standard
	Bucket / Arm Digging Forces:	149/111 kN
	Swing Speed:	11.8 r/min
	Maximum Dig Height / Depth:	9620/6680 mm
Maximum Dump Height:	6780 mm	
Operator Station	Canopy / Cabin Type:	Enclosed Cabin
	Canopy / Cabin Safety:	ROPS & FOPS
	Seat:	Air Suspension
	Display Screen:	Yes, Included as Standard
Hydraulics	Pump Make:	Kawasaki
	Hydraulic Pump Type:	Two Piston Pumps
	Hydraulic Tank Capacity:	220 L
	Main safety Valve pressure:	34.3/37 MPa
	Traveling System Pressure:	34.3 MPa
	Swing System Pressure:	27.5 MPa
	Slewing Alarm:	Yes, included as Standard
	Hydraulic System Flow:	2x216 LPM
Pressure of Pilot System:	3.9 MPa	
Additional Features	Track Shoe Width:	600 mm
	Emergency Stop:	Yes, Included as Standard
	Pressure Flow Monitor:	Yes, Included as Standard
	Rear View Mirrors:	Yes, Included as Standard
	Reversing Alarm:	Yes, Included as Standard
Bucket/s Included:	Standard Bucket	

Note: specifications listed above are correct at September 2022 and are subject to change any time. For additional information visit www.xcmgmachinery.com.au.