

 **XCMG** SALES
& SERVICE

XE55U

MINI EXCAVATOR



www.xcmgmachinery.com.au

INDUSTRY EXPERTISE

XCMG Sales & Service is one of Australia's **fastest growing** construction and mining equipment suppliers.

Offering premium quality excavators, wheel loaders, compaction rollers, graders, access equipment and mini excavators, XCMG Sales & Service has **the products and the support** to keep you working on any job site.

MACHINERY SALES

XCMG Sales & Service know construction and mining equipment. You can count on our **dedicated and knowledgeable team** of product experts to take the time to understand and satisfy your machinery needs by recommending the **right solution for the job**.

RENTALS & HIRE

If you need a high-performance machine with reliability you can **trust**, and the flexibility of hiring, we have you covered.

Our fleet is diverse, with machines to suit almost any job. Furthermore, because our rental fleet is maintained by factory-trained technicians, you can be confident that you'll not only be getting the best machines on the market, but that it's going to **work as hard as you do**, day-in day-out.

AFTERMARKET SUPPORT

We're here to help keep you and your machine working. With an **exceptional over-the-counter fill rate** on spare parts, you're assured that when you buy a machine from XCMG Sales & Service, you'll be looked after throughout your machine's entire lifetime, from start to finish.

Every service job is as important to us as it is to you, and with a dedicated team of machinery technicians, we have ample resources to look after any of your machine repairs or servicing requirements **quickly and efficiently**.

ABOUT

The World's 3rd largest manufacturer of construction and mining equipment.

Founded in 1943, 8 decades of experience.

Manufacturing in USA, Germany, China, Brazil and India.

Extensive supply chain and dealer network throughout Australia.

Deep relationships with corporate giants: Rio Tinto, BHP and MMG in Australia.

MINI / LARGE EXCAVATORS

1 to 49 Tonne

WHEEL LOADERS

5 to 100 Tonne

COMPACTION ROLLERS

1.5 to 30 Tonne Smooth & Padfoot

GRADERS

7.5 to 70 Tonne

ACCESS EQUIPMENT

Lift Heights From 5 to 21 Metres



NEWCASTLE (NORTHERN NSW)

Situated in Hexham on the Pacific Highway. Serves the Northern NSW region from the Hawkesbury River to the QLD border. Company headquarters: complete sales, service (in-house / field), hire, parts and corporate shared services.

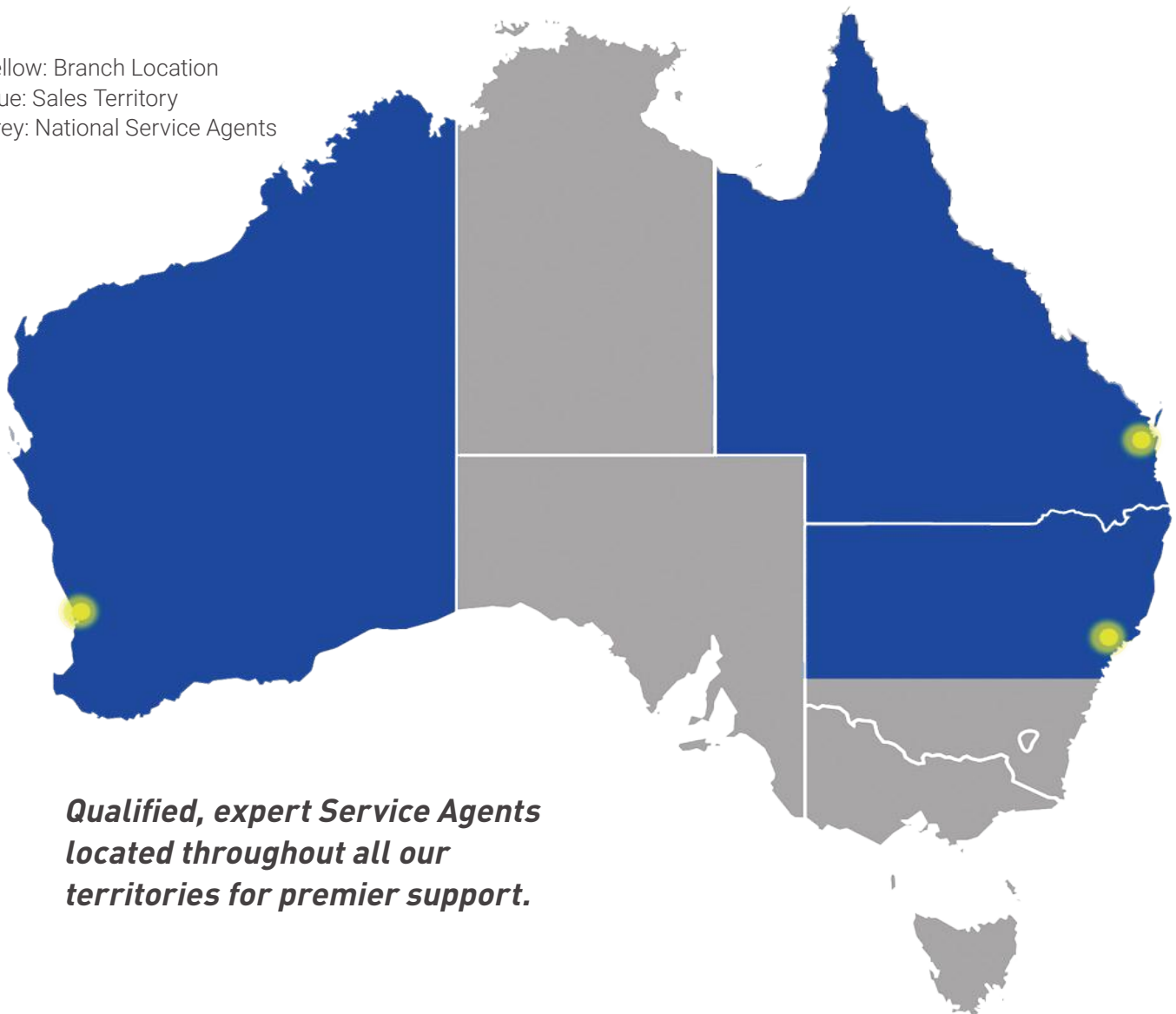
PERTH (WESTERN AUSTRALIA)

Located in Welshpool just 15 minutes from the CBD, serves the entire state of Western Australia. Sales, rentals, parts and service, including field service capabilities to various mine sites throughout WA.

BRISBANE (QUEENSLAND)

Situated 30 minutes from the CBD, conveniently located to serve all areas of Queensland. Sales, rentals, parts and service (in-house and field).

Yellow: Branch Location
Blue: Sales Territory
Grey: National Service Agents



***Qualified, expert Service Agents
located throughout all our
territories for premier support.***

PERFORMANCE, RELIABILITY & VALUE

GLOBAL DOMINANCE

XCMG is the World's 3rd largest construction machinery manufacturer, with branches, dealers and service agents throughout Australia.

EASY SERVICE ACCESS

The XE55U was developed with easy service access in mind, with a single and easy access for daily maintenance of all main components.

KUBOTA ENGINE

Renowned Kubota Euro Stage V emission certified engine delivering maximum power and torque plus exceptional reliability and longevity whilst offering low noise and vibration levels.

INTELLIGENT DESIGN


The innovative and practical design includes a spacious climate-controlled cab and ergonomic setup which delivers unmatched comfort and control.

EXCEPTIONAL HYDRAULICS

Class-leading 158.4 LPM hydraulic system delivers exceptional flow rates to attachments, with 90 LPM oil flow on Auxiliary 1.

SAFETY VALVES

XCMG puts safety first by including arm, boom and dozer cylinder safety valves as standard on the XE55U, further enhancing your operational safety and peace of mind.



Designed to perform...

XE55U MINI EXCAVATOR

ENCLOSED CABIN

ROPS, TOPS and OPG certified cabin is durable and robust to handle severe impact, ensuring your safety and peace of mind while operating.

VISIBILITY PLUS

In addition to the 360 degree visibility offered by the XE55U's wrap around window design, also included as standard are front, rear and boom work lights.

EXTRA SAFETY FEATURES

XCMG has designed the XE55U with safety at the forefront, including an emergency stop, travel alarm, rotating beacon, adjustable arm support and rear view mirrors as standard.

BUCKET KIT

Included with every XE55U is a premium 4 piece bucket kit for maximum versatility: 300mm, 450mm, 600mm and 1200mm buckets.

RELIABILITY & TRUST

XCMG's key focus is the complete satisfaction and success of every machine owner - making your business as profitable as possible.

UNMATCHED SUPPORT

Product experts at your local dealer provide exceptional support throughout your machine's lifetime: operation, maintenance and service from the delivery date through to its very last day on the job.

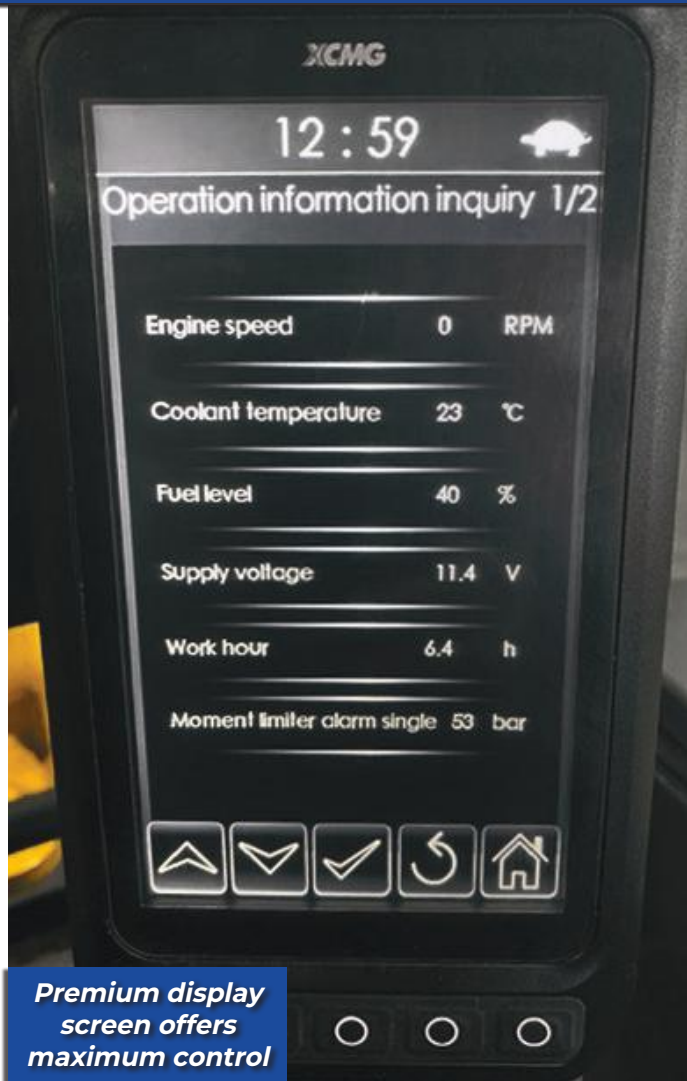


...built to last.



Comfortable and ergonomic operator station

Easy service access to all componentry



Premium display screen offers maximum control



Tight tailswing design for narrow access work



Wide entrance door for comfortable accessibility

XE55U MINI EXCAVATOR



LIFTING CAPACITIES

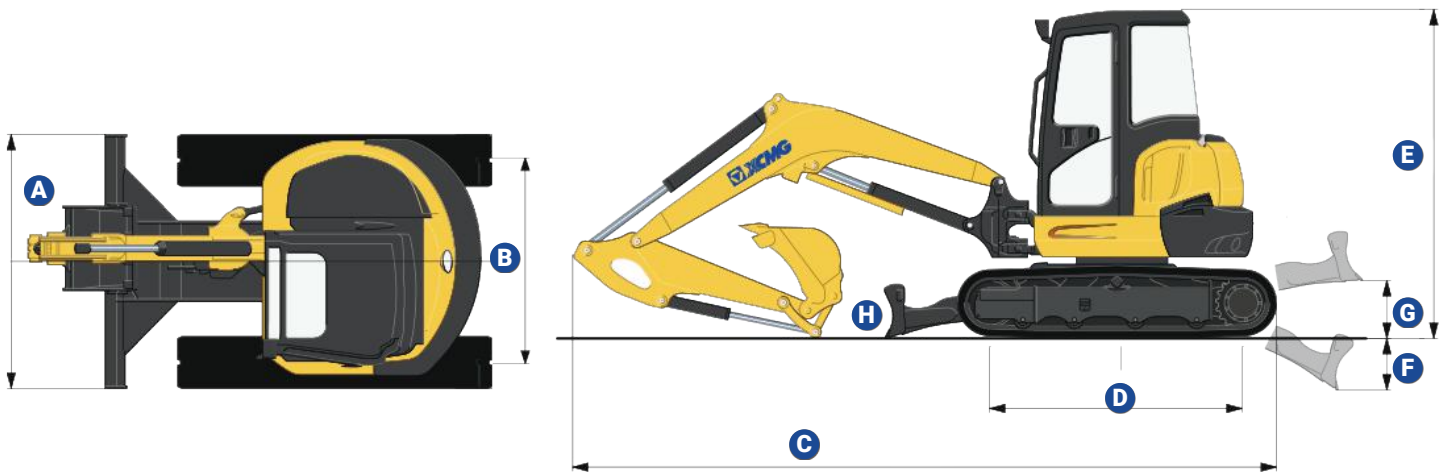
| Lift Point Height | Over Front | | | | | | Over Side | | | | | | Max Radius (mm) |
|-------------------|-------------------------|----|-------|------|------|-----|-------------------------|----|------|------|-----|-----|-----------------|
| | Lift at Max Radius (kg) | 1m | 2m | 3m | 4m | 5m | Lift at Max Radius (kg) | 1m | 2m | 3m | 4m | 5m | |
| 4m | 1160* | | | | 1260 | | 730 | | | | 800 | | 4198 |
| 3m | 930 | | | | 1250 | | 580 | | | | 790 | | 4848 |
| 2m | 810 | | | 1900 | 1220 | 880 | 510 | | | 1150 | 760 | 550 | 5250 |
| 1m | 810 | | | 1800 | 1180 | 860 | 500 | | | 1070 | 730 | 540 | 5242 |
| 0m | 830 | | 1990* | 1760 | 1150 | 850 | 510 | | 1900 | 1030 | 700 | 530 | 5075 |
| -1m | 940 | | 3660* | 1750 | 1150 | | 580 | | 1910 | 1020 | 700 | | 4637 |
| -2m | 1250 | | 3300* | 1770 | | | 760 | | 1950 | 1040 | | | 3804 |

1. The lifting capacity is based on the ISO10567 standard.

2. * = The maximum lifting capacity is limited by the hydraulic capacity of the machine.

3. The lifting capacity does not exceed 87% of the hydraulic capacity or 75% of the tipping load with the machine on level and firm ground.

XE55U SPECIFICATIONS



| XE55U | A | B | C | D | E | F | G | H |
|-------|------|------|------|------|------|-----|-----|-----|
| mm | 1960 | 1560 | 5340 | 1990 | 2555 | 400 | 450 | 400 |

KEY PERFORMANCE SPECIFICATIONS

| | | |
|---------------------|--------------------------------|---|
| Key Specs | Operating Weight: | 5700 kg |
| | Engine Model: | Kubota V2403 Euro Stage V |
| | Maximum Power: | 41.1 hp / 30.7 kW @ 2200 rpm |
| | Maximum Torque: | 159.8 nM / 1500 rpm |
| | Maximum Travel Speed: | 4.6 km/h |
| | Tailswing: | 70 ° and 53 ° |
| | Boom Type: | Swing Boom |
| | Dipper / Boom Length: | 1570mm / 2850mm |
| | Safety Valves: | Yes, Arm, Boom + Dozer Cylinder |
| | Bucket / Arm Digging Forces: | 44.5 / 24.3 kN |
| | Swing Speed: | 9.5 rpm |
| | Maximum Dig Reach / Depth: | 6110 mm / 3640 mm |
| | Maximum Dump Height: | 4010 mm |
| Operator Station | Canopy / Cabin Type: | Enclosed Cabin |
| | Canopy / Cabin Safety: | ROPS / TOPS / OPG |
| | Seat: | Suspension |
| | Display Screen: | Yes, Included as Standard |
| Hydraulics | Pump Type: | Load-Sensing Axial Piston Pump w/ Variable Displacement |
| | Pump Make: | Bosch Rexroth |
| | Slew Pump Make: | Eaton |
| | Wheel Motor Make: | Eaton |
| | Hydraulic Piping: | Single / Bidirectional |
| | Hydraulic System Flow: | 158.4 LPM |
| | Hydraulic Aux1 Flow: | 90 LPM |
| Additional Features | Track Shoes: | 400mm Rubber |
| | Dozer Blade: | Yes, Included as Standard |
| | Front Work Lights: | Yes, Included as Standard |
| | Amber Rotating Beacon: | Yes, Included as Standard |
| | Emergency Stop: | Yes, Included as Standard |
| | Rear View Mirrors: | Left + Right |
| | Lockable Battery Isolator: | Yes, Included as Standard |
| Bucket/s Included: | 300mm + 450mm + 600mm + 1200mm | |

Note: specifications listed above are correct at October 2021 and are subject to change any time. For additional information visit www.xcmgmachinery.com.au.